



Value Life

NEONATOLOGY



THE
goldenhour
PRODUCT GUIDE



DISTRIBUTED BY:
ADVANCED SURGI-PHARM INC.
www.advancedsurgipharm.com
Tel. 1-800-661-5432

THE goldenhour

Research shows that what happens in the first, crucial hour of a premature baby's life can make a difference between a good outcome and a poor outcome or, the worst scenario of all, death. By focusing on the key stages of thermoregulation, resuscitation, administration of antibiotics and parenteral nutrition, hypoglycaemia management and admission into the NICU, the risks of morbidity and mortality decrease.⁽¹⁾ For some high-risk babies, these key interventions can last for hours, or even days.

Recognising the importance of the 'Golden Hour' principles, along with improvements in medicine and more effective technology, means that survival rates are increasing.

Determined to do everything in our power to make a difference, we have worked with neonatologists for over a decade focusing on the moments after birth, thermoregulation, respiratory support, cardiovascular support and protection. Our aim is to offer clinicians the products that give their youngest, and most vulnerable, patients the best possible start in life.

About Advanced Surgi-Pharm

Founded in 1992, we are the Canadian distribution arm of Surgmed, representing leading U.S., international, and domestic manufacturers. Our portfolio spans specialty products designed for critical hospital departments—including the Operating Room, Women's Health, Labour & Delivery, ICU, NICU, and Central Sterile/Sterile Processing. Each solution is selected for its unique clinical benefits and ability to support frontline healthcare teams.

Our Role in the Canadian Neonatal Space

Advanced Surgi-Pharm is a trusted Canadian medical distributor dedicated to supporting Neonatal Intensive Care Units across the country. As the official Canadian partner for Vygon, Advanced Surgi-Pharm bridges global neonatal innovation with local expertise—providing hospitals with reliable access to critical vascular access devices, Golden Hour solutions, and complementary NICU care products.


With decades of experience serving the Canadian NICU community, Advanced Surgi-Pharm delivers in-country clinical support, bilingual documentation, and tailored product guidance aligned with Canadian standards and hospital practices. Our team manages logistics and inventory locally to ensure timely supply to healthcare facilities, while carefully validating that all product codes and configurations featured in this brochure are approved and available for the Canadian market.

Beyond distribution, Advanced Surgi-Pharm is committed to education and best practices. We actively promote the Golden Hour concept through training tools, workflow resources, and collaborative initiatives designed to help NICU teams improve compliance, efficiency, and patient outcomes.




DISTRIBUTED BY:
ADVANCED SURGI-PHARM INC.
www.advancedsurgipharm.com
Tel. 1-800-661-5432

Birth



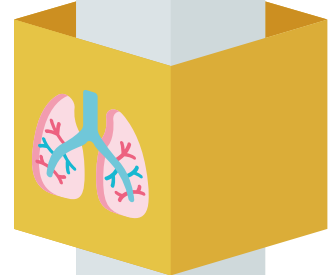
Thermoregulation

PAGE 04 | **neohelp**™



Respiratory support

PAGE 06 | **surfcath**™



Cardiovascular support

PAGE 08 | Umbilical catheters

PAGE 12 | Umbilical placement pack

PAGE 14 | exchange transfusion tray

PAGE 15 | PICC insertion trays

PAGE 16 | **premicath**® IV line

PAGE 18 | **nutriline**® IV line

PAGE 19 | **nutriline**® twinflo IV line

PAGE 20 | Introducers



Protection



neohelp™

A sterile heat loss prevention suit to deliver life-saving thermal care

Immediately after a premature baby is delivered by c-section, the priority is to place them in a warm and sterile environment. neohelp™ provides this essential protection so other essential Golden Hour care and treatment, including delayed cord clamping, can take place.^(2,3)

Integrated adjustable hood

Decreases heat loss through radiation:

- More efficient than a stockinette cap allowing air to pass through the material
- The toggle allows you to adjust to the baby's head

Double layer of soft clear polyethylene

Decreases heat loss through convection and evaporation:

- Creates a warm and humid environment, mimicking the incubator effect
- The thin inner allows for excellent skin contact
- Creates a barrier against drafts
- Allows passage of radiant heat from an additional warming device (if used)⁽⁴⁾
- Transparent material allows vital observations⁽⁵⁾

Pre-shaped foam support

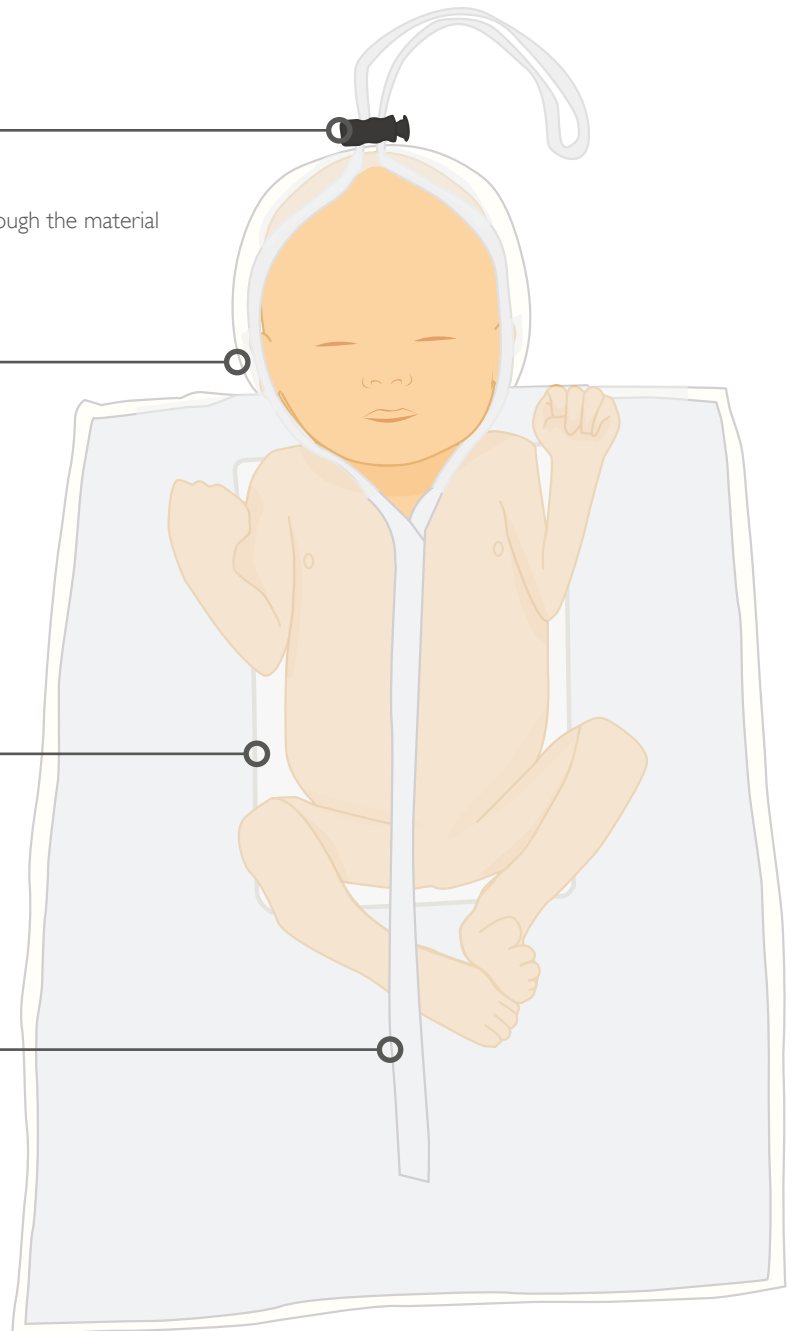
Decreases heat loss through conduction:

- Helps to maintain an open airway by raising the shoulders
- Stabilises the baby's position
- Provides thermal care during transportation
- Provides comfort

Central VELCRO® opening

Provides optimum seal to ensure heat conservation:

- Quick and easy to place around the baby
- Allows full access to the baby's body
- Designed for easy placement of monitoring equipment, IV, umbilical catheters and carrying out Golden Hour care



Why is thermal care important?

Thermal care is vital for a preterm infant because they may have unbalanced skin-surface to weight ratio, very little or no capacity to generate heat (brown adipose tissue), inadequate stores of subcutaneous (insulating) fat and immature epidermal barrier.^(5,6)

At this vital time, neohelp prevents heat loss through its double layer of soft, clear polyethylene, integrated adjustable hood and VELCRO® seal.

For every 1°C decrease:

Risk of sepsis increases **by 11%**
Risk of death increases **by 28%**⁽⁴⁾

In the first 10-20 minutes,

without any protection,
temperature can fall **by 2-4°C**⁽⁷⁾

Why is delayed cord clamping important?

Provided the baby can be kept warm and does not need immediate resuscitation, the Resuscitation Council UK (RCUK) recommends delayed cord clamping (DCC) for at least 60 seconds whilst breathing is established.⁽⁸⁾ Delayed cord clamping has been shown to reduce the relative risk of:

- Intraventricular haemorrhage by 41% (RR 0.59, 95% CI 0.41 to 0.85)⁽⁹⁾
- Necrotising enterocolitis by 38% (RR 0.62, 95% CI 0.43 to 0.90)⁽⁹⁾

In addition, this procedure increases circulation of blood volume after birth and an improvement in cardiovascular stability, reducing the need for a blood transfusion.


Ordering codes

Item #	Baby weight	Description	Dimensions	Units/Box
37.09.14	< 1kg	neohelp™ Small	L. 38 cm x W. 30 cm	10
37.09.15	1-2.5 kg	neohelp™ Medium	L. 44 cm x W. 38 cm	10
37.09.16	> 2.5 kg	neohelp™ Large	L. 50 cm x W. 38 cm	10

surfcath™

A catheter for surfactant administration using the LISA method

For babies needing treatment for respiratory distress syndrome (RDS), our new surfcath™ uses the LISA (Less Invasive Surfactant Administration) method to place the catheter. It was specifically designed to improve manoeuvrability during placement whilst also eliminating the need for the commonly used Magill forceps.



2cm soft distal black tip


- 2cm mark shows when surfcath™ is in place
- Soft tip minimises risk of tracheal lesions and prevents kinking
- Pre-curved to follow the airways anatomy

Transparent bendable thermoplastic material

- Transparent material allows visual check on the delivery of surfactant
- Thermosensitive material allows you to curve surfcath™ prior to use meaning no need for Magill forceps
- Semi-rigid material also allows high manoeuvrability, helping to follow the airways anatomy

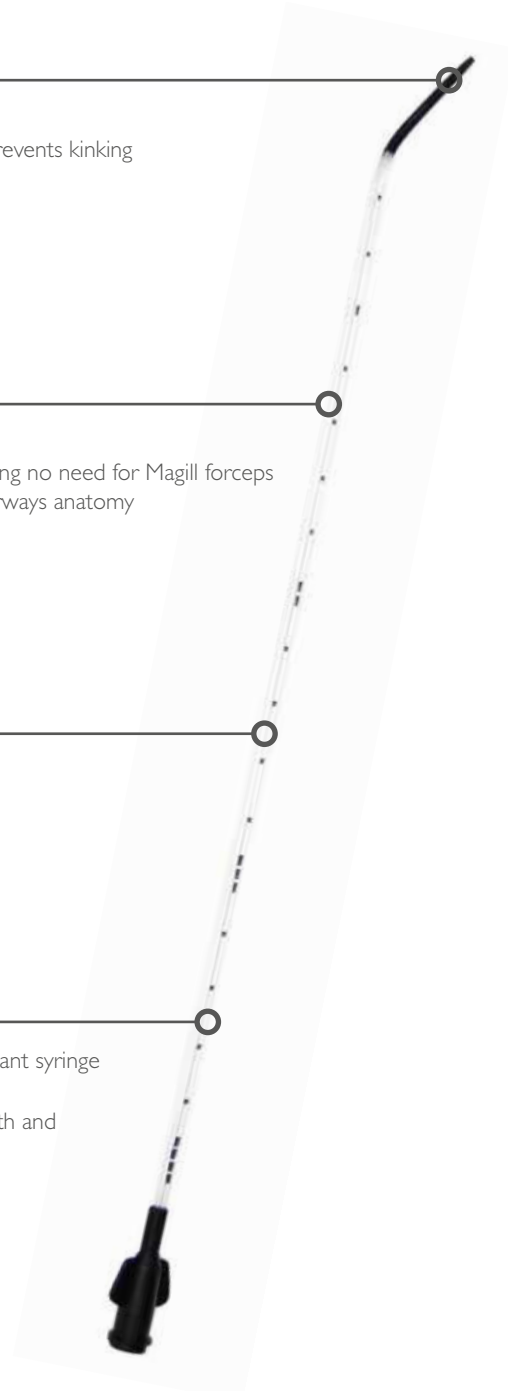
Less invasive 6Fr gauge

- No obstruction of the airways allowing spontaneous breathing
- Low dead space (0.2 mL)



20cm length with cm markings

- Longer length eases manipulation of the surfactant syringe away from the patient's head
- Centimetre markings indicate the inserted length and check that surfcath™ stays in place



Treating respiratory distress syndrome (RDS)

RDS is the most common lung disease in premature infants and is a pulmonary disorder resulting from a surfactant deficiency. In Europe RDS is observed for about 90% of babies born at 24 weeks and for 80% babies born at 28 weeks of gestation.⁽¹⁰⁾

International guidelines recommend

- Preterm infants should be managed without mechanical ventilation where possible
- CPAP (Continuous positive airway pressure) with early rescue surfactant is considered optimal management for babies with RDS
- LISA is the preferred mode of surfactant administration for spontaneously breathing babies on CPAP, provided that clinicians are experienced with this technique.⁽¹⁰⁾


Ordering code

Code	Size	Length	Priming vol	Units/Box
5590.106	6 Fr	20 cm	0.2 ml	10

Scan to watch our video

on how to use surfcath™ surfactant injection catheter

Please note: The link will take you to an external website



umbilical catheters

Single-lumen umbilical catheters

A single lumen umbilical catheter used for venous or arterial access.

Umbilical venous catheters are used for:

- Parenteral nutrition & fluid administration
- Drugs administration
- Venous blood sampling
- Transfusion of blood or blood products
- Exchange transfusion

Umbilical arterial catheters are used for:

- Arterial blood sampling
- Arterial pressure measurement
- Blood pH and blood gas analysis
- Fluids and drugs administration **Umbilical**



Three-way tap

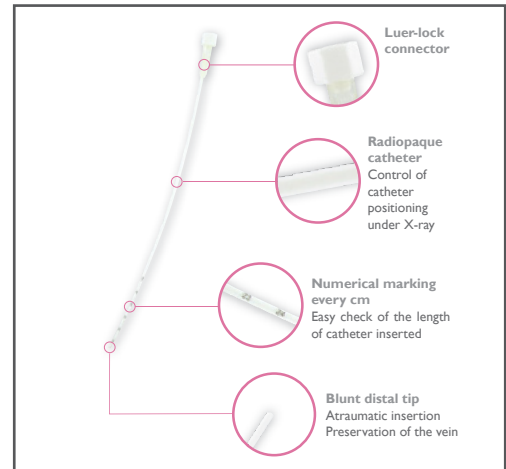
- Colour-coded caps for venous / arterial identification

Luer-lock connector

- For efficient connection

Numerical markings every cm

- Make it easy to check the length of catheter inserted



Product Code	Size	Length	Priming vol	Flow rate	Material	Units/Box
1270.02	2.5 Fr	30 cm	0.12 ml	>3 ml / min	PUR	8
1270.03	3.5 Fr	40 cm	0.27 ml	>10 ml/min	PUR	8
1270.04	4 Fr	40 cm	0.29 ml	>10 ml/min	PUR	20
1270.05	5 Fr	40 cm	0.40 ml	>23 ml/min	PUR	20
1270.08	8 Fr	40 cm	0.81 ml	>100 ml/min	PUR	20
270.04	4 Fr	37 cm	0.27 ml	>16 ml/min	PVC	15
270.05	5 Fr	37 cm	0.38 ml	>31 ml/min	PVC	15
270.06	6 Fr	37 cm	0.51 ml	>52 ml/min	PVC	15
270.08	8 Fr	37 cm	0.75 ml	>106 ml/min	PVC	15

Double lumen umbilical catheter

A double lumen umbilical catheter for short term catheterisation through the umbilical vein when multiple access is needed.

- Infusion of incompatible drugs
- Reduces the need for additional access
- Infusion of medication and nutrition at the same time



Colour-coded hubs

- For easy identification and safety



Double lumen

- Clearly marked lines with separate exit points prevent incompatible drugs mixing



Neonatal clamps

- Small line clamp for line management

Numerical markings every cm

- Make it easy to check the length of catheter inserted



X-ray opaque PUR catheter

- X-ray opaque for accurate tip location without additional contrast medium

	Product Code	Size	Exit Points	Length	Priming volume	Flow rate	Units/Box
PUR	1272.14	4Fr	One lateral One distal	20 cm	2 x 0.19 ml	11 & 12 ml/min	10
	1274.14	4Fr		40 cm	2 x 0.27 ml	6 & 7 ml/min	10
	1274.17	5Fr		40 cm	2 x 0.26 ml	7 & 9 ml/min	10

Accessories for umbilical catheters

Lockable three-way stopcock with identification caps (red and blue) to distinguish between venous and arterial access.

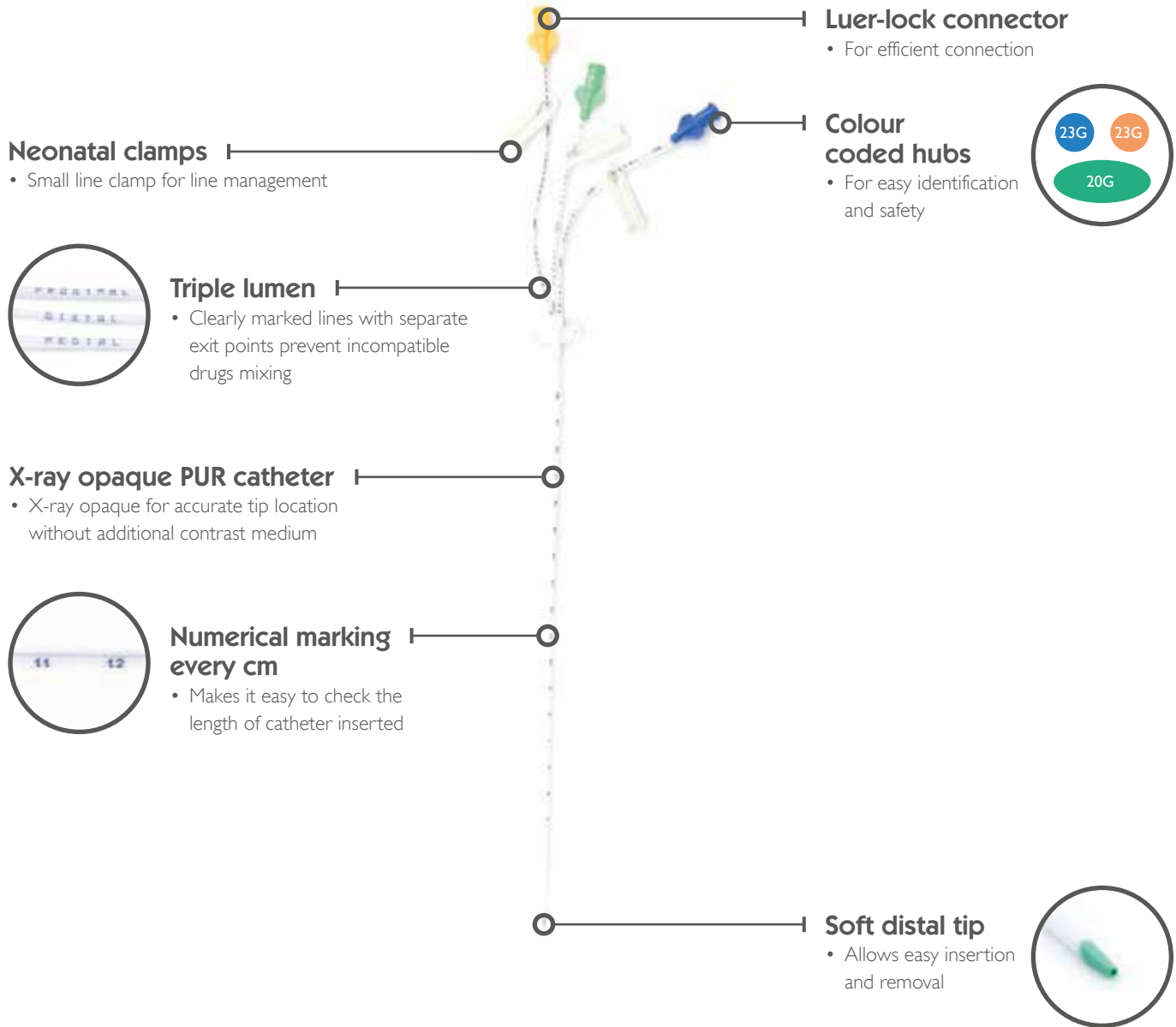
- User feels digitally the position chosen
- Safety Luer-lock prevents accidental disconnections
- Lipid-resistant



Product Code	Description	Units/Case
876.20	Lockable three-way stopcock with identification caps (red and blue)	50

Triple lumen umbilical catheter

A triple lumen umbilical catheter to administer TPN and for the injection of drugs; particularly those with incompatible features or when one drug needs to be injected continually.



	Product Code	Size	Exit Points	Length	Priming volume	Flow rate	Units/Box
PUR	V02127312	4.5Fr	One lateral One distal One proximal	20 cm	2 x 0.26 ml	2, 2.1 & 7.4 ml/min	10

umbilical placement pack

Our umbilical placement pack contains everything required to safely & efficiently place an umbilical catheter



The benefits of our umbilical packs



Cost saving

A complete pack costs less than buying the individual components.



Delivers better patient care

Pack enables Aseptic Non Touch Technique for catheter placement to minimise infections. Also allows traceability of pack components used.



Reinforces best practice

Pack includes a heat sealed drape (to maximise the sterile barrier) and a safety hypodermic needle (to minimise the risk of accidental needlestick injuries).



Standardises procedures































Consistent clinical practice assured with identical pack contents.



More environmentally friendly

Less waste with a pack compared to multiple packaging of individual components.

Each pack contains

	18G hypodermic safety needle		20G hypodermic safety needle		Scalpel
	Drapes without adhesive		40x40cm fenestrated transparent drape with "Easy-peel"		Drape towels
	1x pair of suture scissors		10x swabs 10x10cm, 8-ply		10x swabs 5x5cm, 8-ply
	1x transparent gallipot 60mL		1x red gallipot 60mL		Outer wrap
	Instructions for use		Umbilical tape		Measuring guide
	Mosquito haemostat curved		Mosquito haemostat straight		Iris forceps full curved
	Iris forceps half curve		Iris forceps straight		Iris forceps straight with teeth
	Needle holder		Measuring tape		1mL syringe
	3mL syringe		5mL syringe		Vessel dilator probe
	3.0 silk suture with curved cutting needle		Tray 20x15x4cm		2x fixation strips

exchange transfusion tray

Set containing the accessories necessary to perform removal and replacement of a patient's blood.



Product Code	Contents	Units/Case
275.001	1x four-way stopcock equipped with 1 injection site (for injections of additional medication)	1
	1x extension tube for evacuation of the discarded blood	
	1x 5Fr exchange transfusion catheter (PVC - XRO) 37 cm long, with 2 side holes and centimetric markings	
	1x 7Fr exchange transfusion catheter (PVC - XRO) 37 cm long, with 2 sides holes and centimetric markings	
	2x 20 ml Luer-lock syringes	
	1x 10 ml Luer-lock syringe	
	1x 16x0.5 mm (25G) Luer hypodermic needle	
	1x graduated plastic container (2000 ml)	
	1x transfusion set, 163 cm long, 18.8 ml dead volume	
	1x 15 cm ruler for venous pressure measurement	
	3x 50 x 50 mm gauze dressings	
	1x 50 x 60 cm fenestrated drape	
	1x air-venting needle	
	1x control sheet	

PICC insertion trays

Kits containing the instrumentation and accessories needed to perform a PICC insertion.

- All components in one pack
- Single use components
- Instruments dedicated to neonates



PICC insertion tray

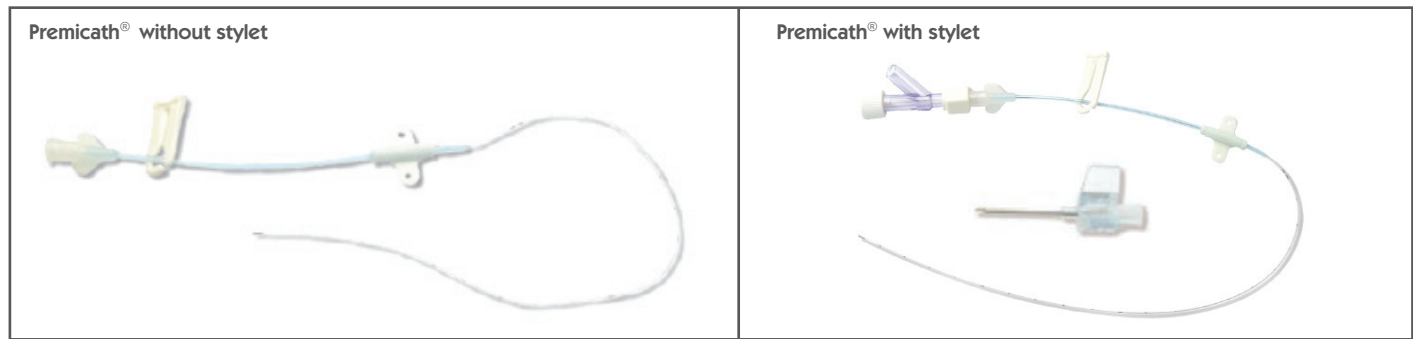
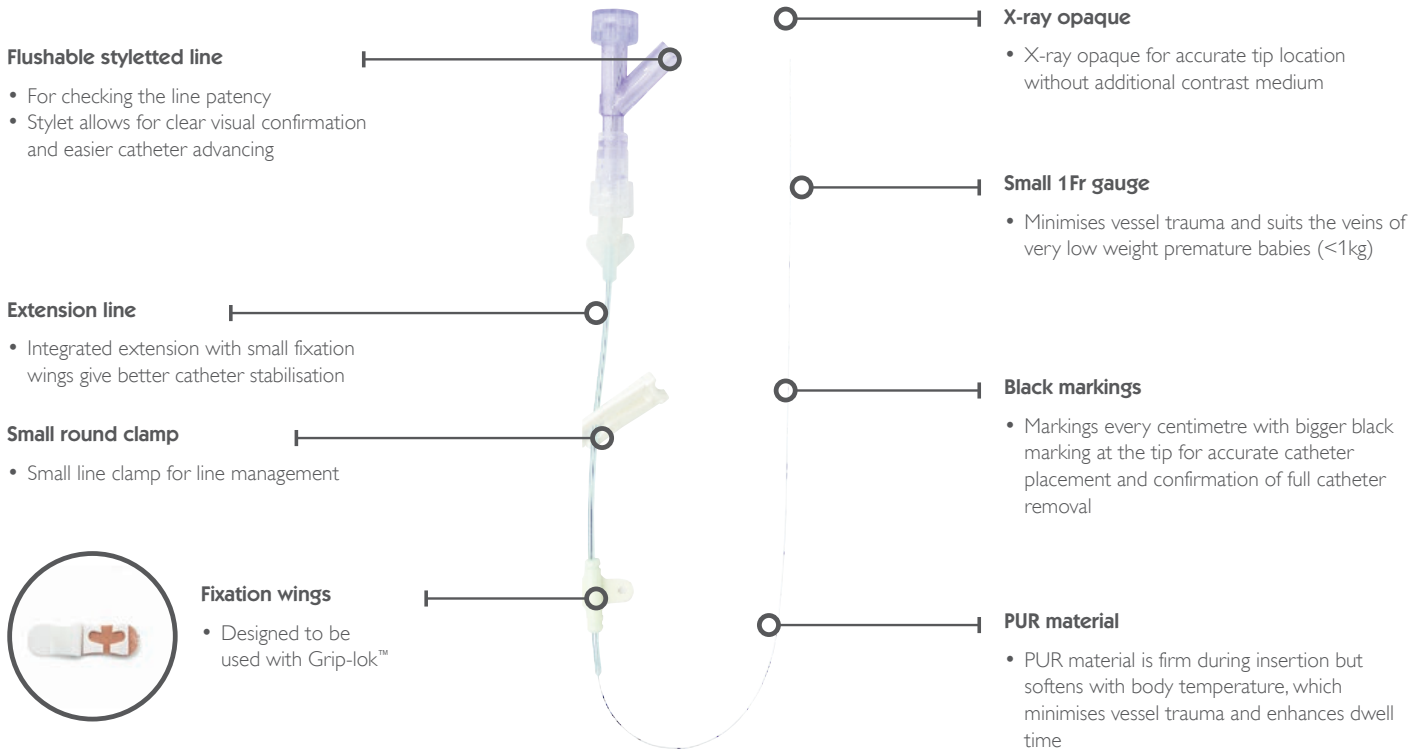
Product Code	Contents	Packaging
AMS-8198-1	1x Autowrap, 36" x 36"	20 / case
	2x drapes, 24" x 24"	
	1x polylined fenestrated drape, 12" x 19"	
	1x neonatal tourniquet	
	2x tape measures, 24"	
	1x pkg. pvp swabsticks (3/pkg)	
	2x saline prep pads	
	2x 12cc syringes	
	1x Iris scissor, 3.5"	
	1x eye dressing forcep half curved	
	4x dressing sponges, 2" x 2"	

Premicath®

A 1Fr PICC line designed specially for newborns under 1kg

Infants born prematurely weighing under 1kg often need the nutritional and therapeutic support that can only be delivered into their tiny vessels via venous access. At just 1Fr, Premicath® has been specially designed for the smallest and most fragile babies to deliver optimum accuracy during placement as well as minimising trauma for patients.

Available with choice of introducers including splitting needle and microflash®



Premicath®

Product Code	Catheter			Introducer		Stylet	Units/Box
	Length	Priming Volume	Flow rate (Pressure 1 bar)	Type	Size		
1261.20G	20 cm	0.09 ml	0.7 ml / min	Splitting Needle	24 G	No	10
1261.203G	20 cm	0.09 ml	0.7 ml / min	Splitting Needle	24 G	Yes	10
1261.205G	20 cm	0.09 ml	0.7 ml / min	Neocath Split	22 G	Yes	10
1261.208G	20 cm	0.09 ml	0.7 ml / min	Microflash	20 G	Yes	10
1261.306G	30 cm	0.11 ml	0.6 ml / min	No Introducer	-	Yes	10
Higher Barium							
1261.203A	20 cm	0.09 ml	0.7 ml / min	Splitting Needle	24 G	Yes	10
1261.306A	30 cm	0.11 ml	0.6 ml / min	No Introducer	-	Yes	10

Kits & Accessories

Product Code	Description	Units/Box
7371.19	20 G Microflash Introducer	10
1261.20N	24 G Splitting Needle	20
AMS-850TC	V-Cutter Catheter Trimming Tool	20



V-Cutter



Splitting needle

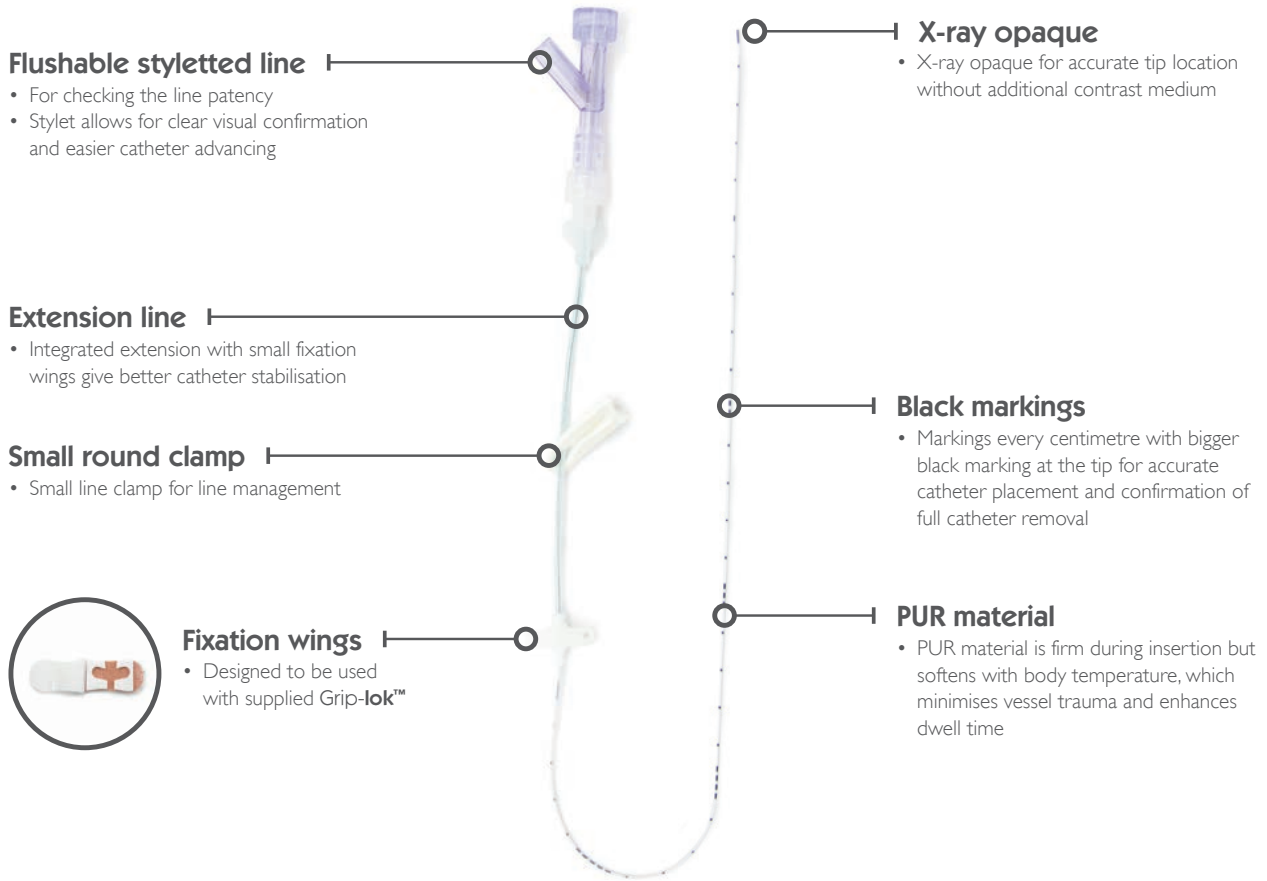


Microflash

nutriline®

A PICC line with a unique & easy-to-use peelable needle available in 2 Fr

nutriline's one-piece catheter provides clinicians with a high degree of safety. Available in a choice of lengths to ensure accurate tip placement for most IV access sites.



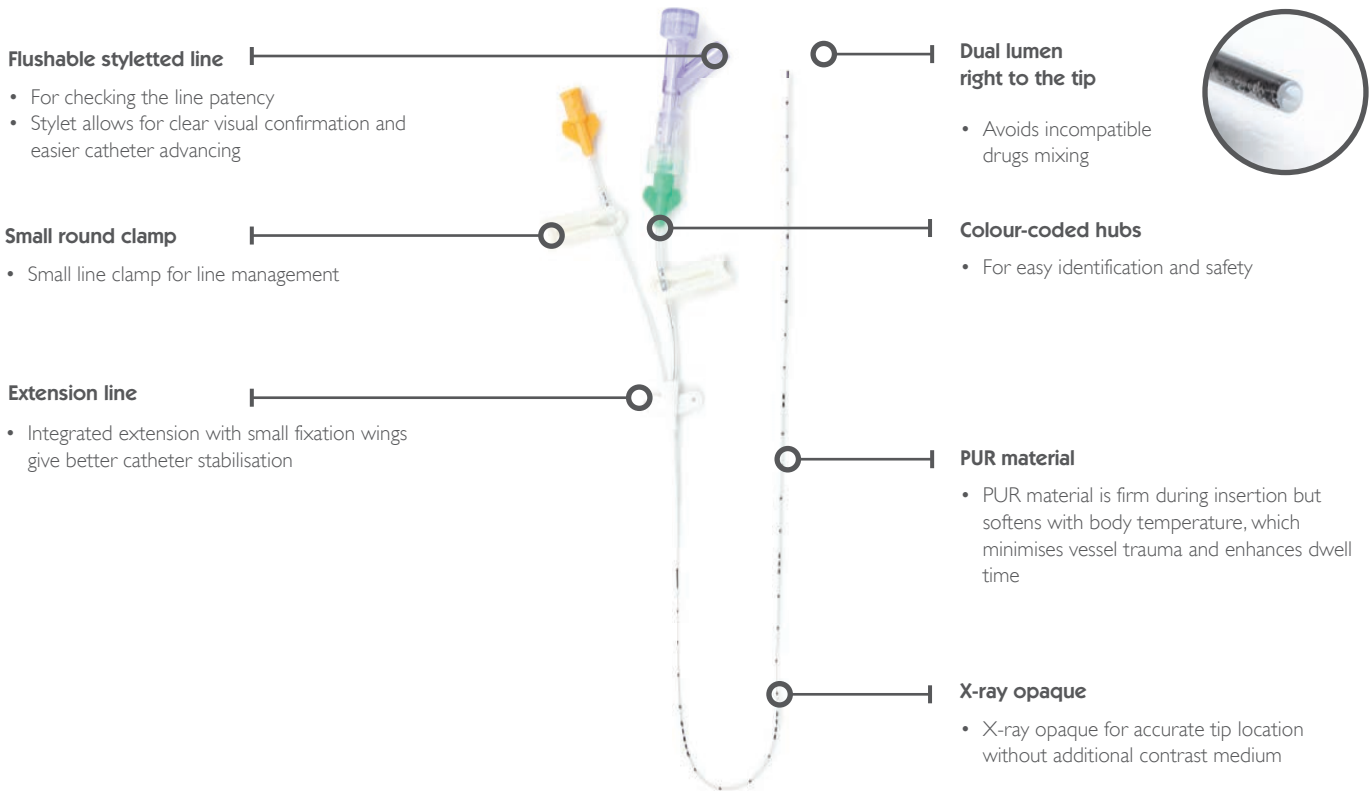
Product code	Length	Size	Priming volume	Flow rate	Introducer	Stylet	Units/Case
I252.30G	30 cm	2 Fr	0.12 ml	5.0 ml / min	Splitting needle 20 G	No	10
I252.31G	30 cm	2 Fr	0.12 ml	5.0 ml / min	No Introducer	No	10
I252.35G	30 cm	2 Fr	0.12 ml	5.0 ml / min	Microflash 20 G	No	10
I252.030G	30 cm	2 Fr	0.12 ml	5.0 ml / min	Microflash 20 G	Yes	10
I252.03I	30 cm	2 Fr	0.12 ml	5.0 ml / min	No Introducer	Yes	10

nutriline®

TWINFLO

A 2Fr dual lumen catheter with peelable needle

nutriline® twinflo has been designed specifically for babies who require multiple infusions. Its dual lumen tip design offers enhanced fluid management and avoids incompatible drugs mixing.



Product Code	Catheter			Introducer		Stylet	Units / Case
	Length	Priming Case Volume	Flow rate (pressure 1bar)	Type	Size		
1252.232G	30 cm	2 x 0.2 ml	2 x 1.45 ml / min	No introducer	-	No	10
1252.232M	30 cm	2 x 0.2 ml	2 x 1.45 ml / min	Microflash	20 G	No	10
1252.230G	30 cm	2 x 0.2 ml	2 x 1.45 ml / min	Microflash	20 G	Yes	10

Kits & Accessories

Product Code	Description	Units/Box
7371.19	20 G Microflash Introducer	10
1261.20N	24 G Splitting Needle	20
AMS-850TC	V-Cutter Catheter Trimming Tool	20



introducers

For PICC catheters

Stand-alone introducers for neonatal PICC catheters: splitting needle, microflash® peelable cannula and IV cannula.



IV cannula

IV cannula

Product Code	Size	For catheter	Units/Case
CMS-207	24 G	1 Fr	10



Splitting needle

Splitting needle

Product Code	Size	For catheter	Units/Case
1261.20N	24 G	1 Fr	20
1262.30N	20G	2 Fr	20

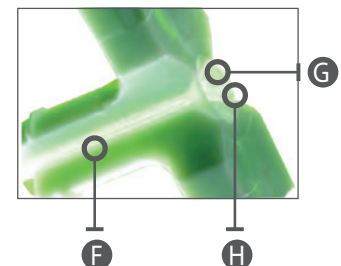
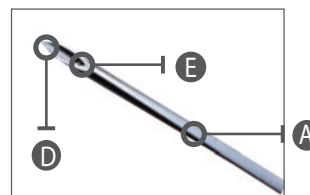
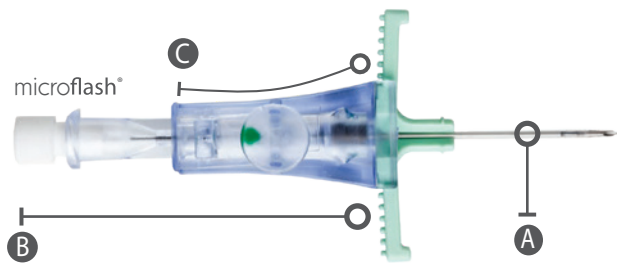
microflash™

Peelable Introducer/Peelable Safety Introducer*

Peelable Introducer for the insertion of PICC & Midline catheters, with notched needle and clear cannula sheath for early detection of blood flashback

Product Code	Size	For catheter	Units/Case
7371.19	20 G	1 Fr / 2 Fr	10

- A** Top hole needle shaft permits blood flashback between needle & cannula for immediate indication of vessel access
- B** Short, lightweight safety housing for balance and ease of handling
- C** Curved hub for secure ergonomic fingertip placement
- D** Tri-bevel needle tip for ease of skin penetration
- E** Smooth needle to cannula transition reduces drag through the tissue
- F** Transparent cannula permits immediate blood visualization upon vessel penetration
- G** Funnel cannula opening to facilitate easy catheter entry
- H** Radiopaque stripe on cannula for patient safety



*The microflash® Introducer is intended for use as a split cannula introducer used to puncture peripheral veins.



Did you know?

Did you know we offer a full range of products supporting the Neonatal space.

Here are a few other trusted products used widely in Canada.



NutriSafe2[®] Feeding tubes

Designed to be fail-safe, the nutriSafe2[®] system incorporates a unique connection that locks securely so it won't slip apart and yet cannot be connected to a standard 6% tapered luer fitting.



Naso-gastric Feeding tubes

Feeding tubes in DEHP-free PVC (for short-term use) and polyurethane (for medium-term use) with flexible female mount and cap.



leaderflex

LeaderFlex is a thermosensitive polyurethane catheter that can be used as a peripheral venous catheter in any patient population with consideration given to adequacy of vascular anatomy and appropriateness of procedure.



goldtrace

Goldtrace[®] Fetal Spiral Electrode (FSE) is used when fetal heart rate monitoring during labor requires continuous and reliable internal registration.



TransWarmer[®]

The TransWarmer[®] Infant Transport Mattress provides safe and reliable heat for up to two hours when cold stress is a concern.



UTILITY CARTS

Our Utility Carts are for general purpose transport/storage use of supplies, instruments, or equipment in the Operating Room, trauma, emergency or minor procedure area.



NEO-fit[™]

The NEO-fit provides quick, secure endotracheal tube stabilization. Designed to firmly grip a Neonatal endotracheal tube, NEO-fit utilizes metal clips to mechanically grip the soft material of the tube.



NEO-prep[™]

A must-have product for your CPAP patients. Protect their tender tissues during this critical therapy. Neo-prep Skin Barriers are pre-cut and non-sterile.

References

- 1 Doyle, K.J., & Brandshaw, W.T. (2012). Sixty Golden Minutes. Neonatal Network: The Journal of Neonatal Nursing, 31(5), 289-294.
- 2 Rabe H, Diaz-Rossello JL, Duley L, Dowswell T. Effect of timing of umbilical cord clamping and other strategies to influence placental transfusion at preterm birth on maternal and infant outcomes. Cochrane Database Syst Rev 2012;8 CD003248.
- 3 Backes CH, Rivera BK, Haque U, et al. Placental transfusion strategies in very preterm neonates: a systematic review and metaanalysis. ObstetGynecol 2014; 124:47-56
- 4 WWMV, Mori R. Interventions to prevent hypothermia at birth in preterm and/or low birth weight infant. RHL.
- 5 T. Cordaro and al. Hypothermia and occlusive skin wrap in the low birth weight premature infant. NAINR. 2012;12(2):78-85.
- 6 B. Mathew and al. Vinyl Bags prevent hypothermia At Birth in Preterm Infants. 2006.
- 7 World Health Organisation (WHO). Thermal protection of the newborn: practical guide. 1997.
- 8 Resuscitation-Council-UK-(RCUK). Newborn Life Support – National Resuscitation Guidelines. 2015.
- 9 Rabe H, Diaz-Rossello JL, Duley L, Dowswell T. Early cord clamping versus delayed cord clamping or cord milking for preterm babies. Cochrane Database Syst Rev 2012;15 CD003248.
- 10 David G. Sweet et al. European Consensus Guidelines on the Management of Respiratory Distress Syndrome – 2019 Update.
- 11 Bertini G. et al. Reduction of catheter-related bloodstream infections in preterm infants by the use of catheters with the AgION anti-microbial system. Early Hum Dev. 2013 Jan;89(1):21-5.
- 12 NANN. Peripherally Inserted Central Catheters: Guideline for Practice, 2nd Edition, 2007.
- 13 Petit J. Technological Advances for PICC Placement and Management. Adv Neonatal Care. 2007; 7 (3) : 122-31.
- 14 Modified Seldinger Technique for 2-French peripherally inserted central venous catheters – Archives of Disease in Childhood 2008;93:ps368.
- 15 Dr A. Soe and R. Buckle. Specialist Clinical Audit Programme for London, Kent, Surrey and Sussex. March 2004.