


Your First ™ ENVIRO-SACHET™



ECONOMICAL & ECO-FRIENDLY CLEANING
IN ENZYMATIC AND NON-ENZYMATIC FORMATS

ENVIRO-SACHET™

ENZYMATIC GEL & NON-ENZYMATIC CLEANER

Introducing **Your First ** Enviro-Sachet™, our unique cleaning solutions now available in **Enzymatic & Non-Enzymatic** formats.

Our **Enzymatic Gel** format is formulated with the same triple action **PrAmLi Power³ Enzymes™** that you know and trust. Our **Non-Enzymatic Cleaner** format is formulated with a free-rinsing, neutral pH detergent blend.

Both formats are powerful solutions that break down all bioburden for effective surface and instrument pre-cleaning.






Your First ™ SAMPLE KIT INCLUDES:

- 3** Dry Flat Sponge with Enviro-Sachet™ sets
- 1** Dry Tubular Sponge with Enviro-Sachet™ set
- 1** Reusable Stainless Steel Bowl

Note: Our Sample Kits are available in both Enzymatic Gel and Non-Enzymatic Cleaner formats.

ECONOMIC & ENVIRONMENTAL BENEFITS

-  Small sachets and flat sponges significantly save on unnecessary packaging.
-  Concentrated formulas are mixed with water on site, reducing size of sachet which reduces shipping frequency, shipping costs, and related emissions.
-  Reusable stainless steel bowl eliminates the ongoing need for single-use molded pulp trays which are not as 100% recyclable as commonly touted.

COMPARE AND SAVE

ONE ENVIRO-SACHET™ BOX IS EQUIVALENT TO 5-10 BOXES OF COMPARABLE COMPETITOR PRODUCTS.

ENJOY **SIGNIFICANT TRANSPORT SAVINGS** WITH **YOUR FIRST **™

IT'S AS EASY AS 1-2-3

1

ADD WATER TO THE BOWL



Add 100-500 ml water to achieve the amount of liquid as per your best practice. Precise measurement not required.

2

EMPTY THE SACHET INTO THE BOWL



Don't worry about getting all the product out, we provided a little extra.

3

SQUEEZE THE SPONGE 3 TO 4 TIMES



You might not see many bubbles. This is normal.

✓ Use the moistened sponge to wipe down the scope insertion or bedside as per your best practice.

✓ If desired, you can suction/irrigate the scope with the remaining solution. Always defer to your best practice.

✓ Clean / sterilize the reusable stainless steel bowl to prepare it for its next use.*

PRODUCT SELECTION

ENZYMATIC GEL	NON-ENZYMATIC CLEANER	DESCRIPTION	PACKAGING
17-166	717-166	1 Dry Tubular Sponge & Enviro-Sachet™ set	25 / Box 4 Boxes / Case
17-266	717-266	1 Dry Flat Sponge & Enviro-Sachet™ set	50 / Box 4 Boxes / Case
17-177	717-177	1 Dry Tubular Sponge, Enviro-Sachet™ & Stainless Steel Bowl kit	1 Kit
17-277	717-277	1 Dry Flat Sponge, Enviro-Sachet™ & Stainless Steel Bowl kit	1 Kit
17-EZSAMP	717-EZSAMP	SAMPLE KIT INCLUDES: 3 Dry Flat Sponges with Enviro-Sachet™ sets 1 Dry Tubular Sponge with Enviro-Sachet™ set 1 Reusable Stainless Steel Bowl	1 Kit
H-EZ500		Reusable Stainless Steel Bowl 4.3" x 5.3" x 3" / 11 cm x 13.5 cm x 7.5 cm	1 Unit

*According to your internal procedures for cleaning and sterilizing.

Your First ™

ENVIRO-SACHET™

ENZYMATIC GEL &
NON-ENZYMATIC CLEANER



**EFFECTIVE
ECONOMICAL
ECO-FRIENDLY**



SURGMED GROUP

2165 46th Ave., Lachine, QC, Canada, H8T 2P1
Phone: +1 514-631-7988 | Toll Free: 800-661-5432 | Fax.: +1 514-631-9083
Email: info@surgmed.com | Website: www.batrik.com