

## HIGH QUALITY PRODUCTS AVAILABLE FROM BATRIK INCLUDE:

### SURGICAL PRODUCTS

Suture Clamp Tags • Clamp Jaw Covers • Vascular Silicone Ties  
Golf™- Anti Fog Solution • Cautery Tip Cleaners  
Skins™ - Surgical Skin Markers

### ANCILLARY DEVICES

Pin-Kaps • Silicone Pin Mats • Tourniquets - Tourny™ & Tourny™ +

### INSTRUMENT PROTECTION

Instrument Protectors • Osteotome Protectors  
Double Protectors • Retractor Protectors

### COLOR CODING SYSTEM

S.T.I.C.S.™ - Simple Tracking Identification Color System  
Identification Tape • Padlock Security Tags

### ENDOSCOPY PRODUCTS

Endoscopy Channel Brushes • Bifstrong™ Bite Blocks

### STERILISATION PRODUCTS

ARCT™ Wire Brushes

### IN-BRUSH™

Twisted Wire Brushes • All Purpose Brushes

*Innovative Products...  
Healthcare Solutions*



In an effort to maintain our commitment to the Green standard, we made the conscientious decision to compact this brochure. Less paper means less waste - which means more for our environment. (If a full size document is required, just let us know.)

## BATRIK H/S CATHETER



**SETTING THE STANDARD  
WITH INNOVATIVE DESIGN, PROVEN  
RELIABILITY, AND IMPROVED PATIENT SAFETY**

# BATRIK

Medical Manufacturing

# BATRIK

Medical Manufacturing

[www.batrik.com](http://www.batrik.com)

BATRIK Medical Manufacturing Inc.

850 Halpern Ave., Dorval (Montreal), Quebec, Canada H9P 1G6

Toll Free: 1.800.661.5432

North America: 514.631.7988

Fax: 514.631.9083

International: +1.514.631.7988

Corporate Web Site: [www.surgmed.com](http://www.surgmed.com)

E-Mail (General): [surgical@surgmed.com](mailto:surgical@surgmed.com)

**BATRIK H/S CATHETER**  
 SETTING THE STANDARD WITH INNOVATIVE DESIGN,  
 PROVEN RELIABILITY, AND IMPROVED PATIENT SAFETY



*"We depend upon the reliability, precision and functionality of the **Batrik H/S Catheter** in our clinical and research operations."*

*Having performed more than 100,000 sonohysterography procedures, we can unequivocally say that this is the best HSG catheter that we have ever used."*

**Dr. Alex Hartman**  
 Director of Imaging  
 True North Imaging  
 Ontario, Canada

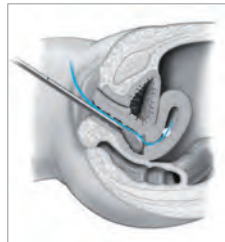


ITEM NO.	DESCRIPTION	PACKAGING*
51-5005-R0	5 FR H/S Catheter	10/Box
51-5007-R0	7 FR H/S Catheter	10/Box

**Export Packaging: 1 Case = 4 Boxes (40 units)**

\*Packaged sterile in straight peel pouch

Hystero-sonography (also known as sonohysterography) can now be performed safely, simply and atraumatically with the gentle infusion of saline into the uterus with the use of the **Batrik H/S Catheter**.

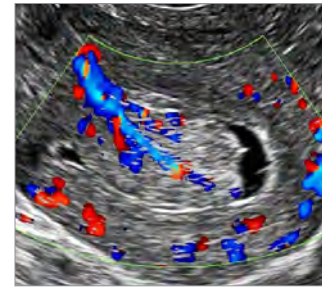


**Benefits of the Batrik H/S Catheter:**

- Latex Free
- Available in two sizes: 5fr and 7fr
- Minimally invasive and ideal for office use
- Gentle placement sheath included (decreasing the need for a tenaculum) to minimize patient discomfort
- Flexible and easy-to-use



**IMPROVED IMAGERY AND DIAGNOSIS WITH SONOHYSTEROGRAMS<sup>(1)</sup>**



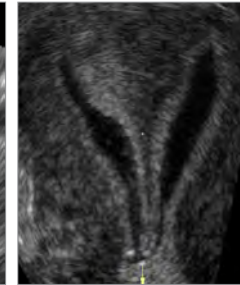
Sonohysterogram showing a polyp with a vascular pedicle in a 28 year old patient with abnormal uterine bleeding and infertility



Sonohysterogram showing a type 0 submucosal fibroid completely within the uterine cavity



Very clear example of endometrial hyperplasia on sonohysterogram



3D sonohysterogram of a complete uterine septum

**Almost half of all endometrial polyps seen on SHG were missed using solely transvaginal US**

Hartman A, Hartman, M. Sonohysterography versus Transvaginal Sonography. A blinded retrospective case series on 800 consecutive patients with polyps diagnosed on Sonohysterography. How accurate is Transvaginal Sonography? *American Institute of Ultrasound in Medicine Conference, March 2010.*

**Sonohysterography is the method of choice to evaluate fibroids**

Becker E Jr., Lev-Toaff A.S, Kaufman EP, Halpern EJ, Edelweiss MI, Kurtz AB. The added value of transvaginal sonohysterography over transvaginal sonography alone in women with known or suspected leiomyoma. *J Ultrasound Med. 2002 Mar; 21(3): 237-47.*

**Sonohysterography is an important part of the routine investigational process for evaluating infertility**

Tur-Kaspa I, Gal M, Hartman M, Hartman J, Hartman, A. A prospective evaluation of uterine abnormalities by saline infusion sonohysterography in 1009 women with infertility or abnormal uterine bleeding. *Fertility and Sterility® December 2006; Vol. 86, No. 6.*



<sup>(1)</sup> Case studies provided by **Dr. Alex Hartman**  
 Director of Imaging  
 True North Imaging  
 Ontario, Canada



**TO PLACE AN ORDER CALL 1.800.661.5432 / 1.514.631.7988**  
 (Monday thru Friday from 8am to 6pm EST)  
 OR EMAIL US AT [surgical@surgmed.com](mailto:surgical@surgmed.com)

